


WHISTLER

LED Whistler Pendant

Snowball "WHISTLER" LED pendant light offers a different look for maximum effect, designed to be both elegant and creative while providing energy efficient high lumen output. Ranging from 1 tier to multiple tiers and sizes of 16" to 72", extruded aluminum frame with glare-free acrylic lens against yellowing and 10' long adjustable aircraft cable suspension. Available in silver, white, black, bronze and in your choice of any other color finishes. Emergency backup battery available. Fixtures color temperatures are 3000K/3500K/4000K all in 1 select by Internal CCT Color selector switch or Tunable white & dimming by Wall switch / Smart phone control / Voice control. Perfect for office, conference room and any other commercial applications.



Fixture can be manually adjusted from 1' to 10' with standard cable. Longer custom lengths available. Standard Finishes - Black, White, Silver, and Bronze. Other finishes available.



Material: Canopy Iron + Aluminium Profile + Acrylic
 10' Adjustable Aircraft Cable/Power Cord Included (Custom length available)
 Efficiency: Up to 85 LPW
 CCT Selectable (Standard): 3000K, 3500K, 4000K
 Controls: 1-10V (Standard), Color Tunable white & Dimming control by Wall Switch Phone App, voice control ZigBee 3 in 1
 Emergency Battery back up available

Limited Warranty: 5 Years
 Ships Assembled
 UL, cUL, FCC
 Power factor: ≥0.95
 Input Voltage: 100-277V universal
 Beam Angle: 120°
 Operating temperature: -40°F to 122°F



SB-D01A



SB-D01B



SB-D01C

Model Information:

Example: SB-D01A20WSB



Products series	Wattage	Options	Profile Finishes
SB-D01A SB-D01B SB-D01C	20W = 16"	S=Color Selectable 3000K/3500K/4000K CRI 90 4000K factory set color 1-10V dim (Standard)	B=Black Jack (Stock Color)
	30W = 24"	T=3000K-4000K Color Tunable & Dimmable by wall switch including phone App and voice control	S=Platinum Silver (Stock Color)
	40W = 32"		W=Gloss White (Stock Color)
	50W = 40"	L=Line Triac dimming	O=Oil Bronze (Stock Color)
	60W = 48"		RAL number for other Color
	70W = 60"		
	80W = 72"		



3000K-4000K Tunable white & Dimming control by DimTone wall Switch, Phone App and voice control are built in

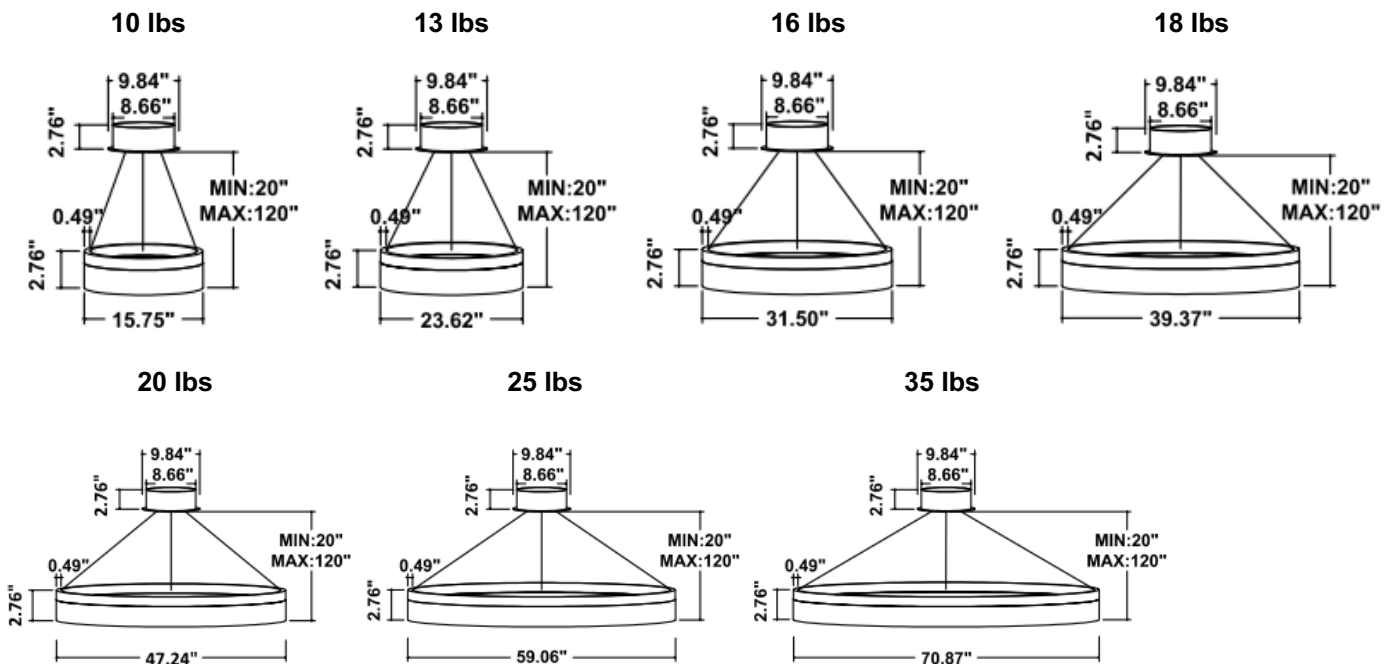


Accessory

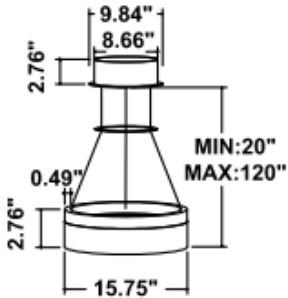
ACCESSORY ITEMS	MODEL NUMBER	DESCRIPTION
	SB-TONE-WSX	Tunable white & dimming DimTone Wall switch by moving 2 sliders on wall switch also available control by phone App and voice, 1 Wall Switch controls Max 700W light fixtures, 120V with no battery required
	SB-EBP/5W/B	Factory installed Remote Emergency Battery Pack 5W 90 minutes
	SB-EBP/10.7W/B	Factory installed Remote Emergency Battery Pack 10.7W 90 minutes
	SB-EBP/17W/B	Factory installed Remote Emergency Battery Pack 17W 90 minutes

Dimension & Weight:

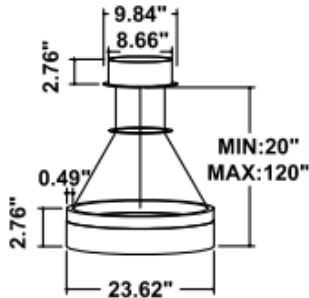
15.57" = 16" / 23.62" = 24" / 31.5" = 32" / 39.37" = 40" / 47.24" = 48" / 59.06" = 60" / 70.87" = 72"



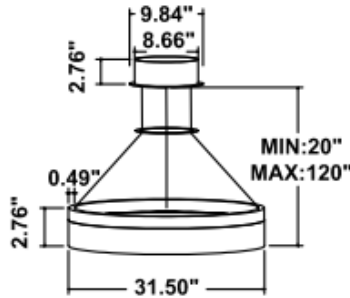
10 lbs



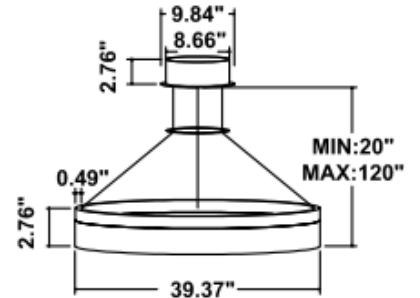
13 lbs



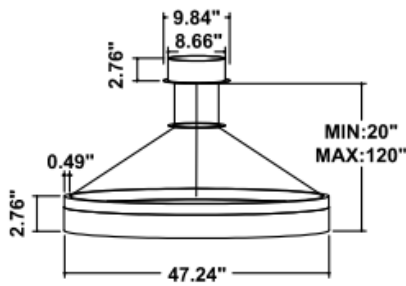
16 lbs



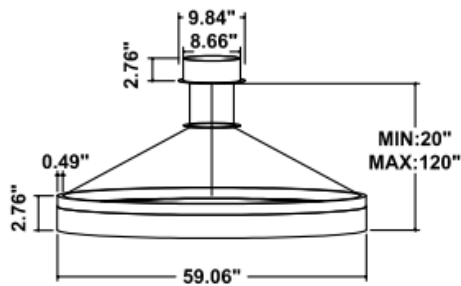
18 lbs



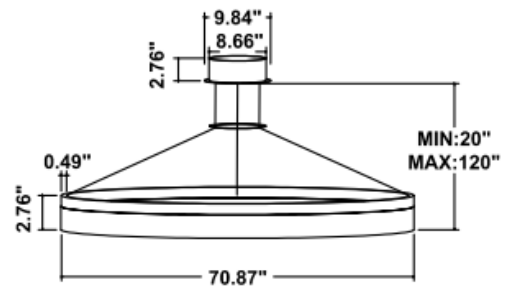
20 lbs



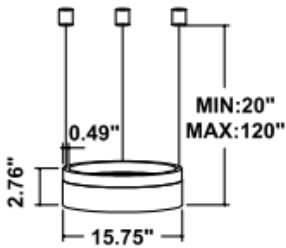
25 lbs



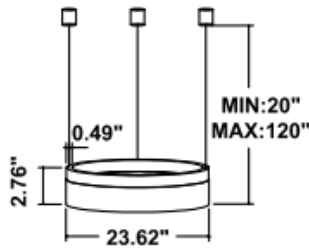
35 lbs



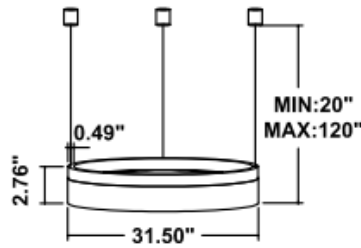
10 lbs



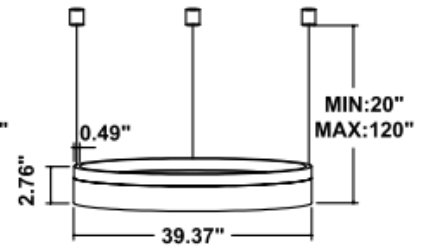
13 lbs



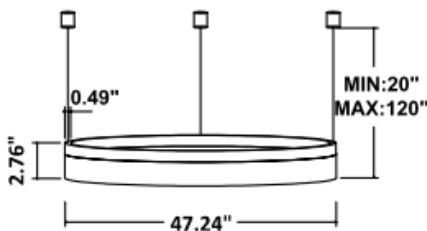
16 lbs



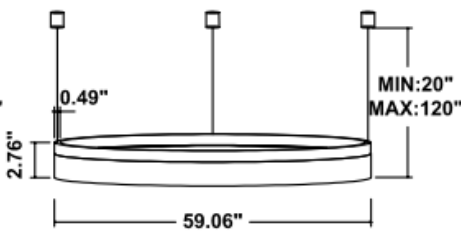
18 lbs



20 lbs



25 lbs



35 lbs

